



PNLA Series LED Flat Panel



- ✓ **UL & DLC Certified**
- ✓ **High Quality Aluminum Housing**
- ✓ **Multiple Options For Ingress Protection**
- ✓ **50,000 Hour Rated Lifetime**
- ✓ **Even Light Distribution & No Hotspots**
- ✓ **5 Year Manufacturers Warranty**
- ✓ **Rated Operating Temperature Of -4° To 122° Fahrenheit**

Nominal Specifications

LifeLux™ STD Rating
Power
 25W, 30W, 32W, 40W
Voltage
 AC120V-277V
Lumen Output
 130 Lm/W
Color Temperature
 3000K, 3500K, 4000K, 5000K
Design Life
 50,000 hrs

Beam Angle
 120 Degree
Voltage
 AC100-277V
CRI
 >80
Power Factor
 >0.95
Warranty
 5 Year Manufacturers Limited Warranty

Certifications

UL, DLC
Dimensions
 PNL14 - 11.85" x 47.75" x 0.35" - 8.4 lbs
 PNL22 - 23.75" x 23.75" x 0.35" - 8.2 lbs
 PNL24 - 23.75" x 47.75" x 0.35" - 15.9 lbs

ORDERING DATA: Per chart below

Example : USALED-PNL24-40W-Y--01-40K

xxxxxx	xxxxxx	xxxxxx	xxxxxx	xxxxxx	xxxxxx	xxxxxx
	Size	Wattage	Dimmable	LED Combination	Options	Color Temperature
USALED	PNLA14 = 1x4	25 = 25W 30 = 30W	Y = Dimmable	01-51	0-10V Dimming = Blank	30K = 3000K
	PNLA22 = 2x2	32 = 32W	N = Non-Dimmable		EM = Emergency Backup	35K = 3500K
	PNLA24 = 2x4	35 = 35W 40 = 40W			WP = Waterproof OS = Occupancy Sensor	40K = 4000K 50K = 5000K

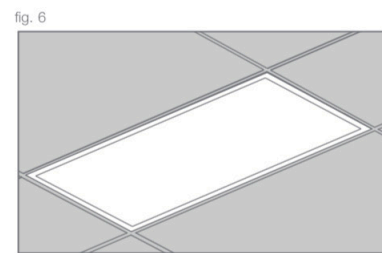
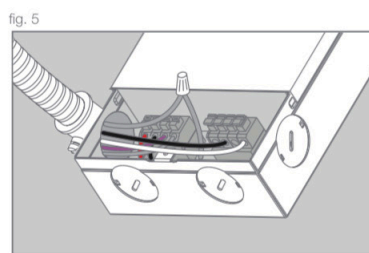
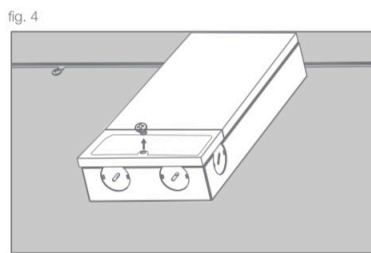
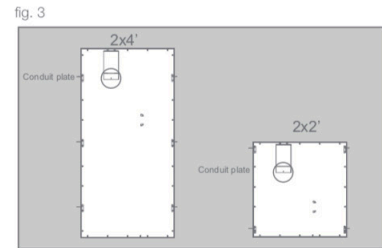
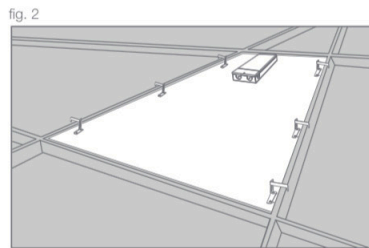
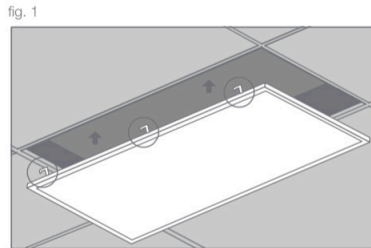


Emergency Battery Backup With Integrated Test Button and Light

Applications

Offices, Retail Stores, Hospitals, Hotels, Restaurants, and other Commercial Buildings





Installation Summary: (Detailed Instructions provided with Product)

1. Turn off Power.
2. Disconnect the existing fixture and remove.
3. Open the driver cover on the backside of the panel with a screwdriver.
3. Connect the wire leads to the driver, securing as necessary.
4. Close and reattach the driver cover.
5. Secure panel into place.
6. Test light to ensure the electrical connection is sound.

Model #	Dimensions	Wattage	CCT	Nominal Lumen Output
USALED-PNLA22-25	2' x 2'	25W	3000K, 3500K, 4000K, 5000K	3,250 lm
USALED-PNLA22-35	2' x 2'	35W	3000K, 3500K, 4000K, 5000K	4,550 lm
USALED-PNLA22-40	2' x 2'	40W	3000K, 3500K, 4000K, 5000K	5,200 lm
USALED-PNLA14-25	1' x 4'	25W	3000K, 3500K, 4000K, 5000K	3,250 lm
USALED-PNLA14-40	1' x 4'	40W	3000K, 3500K, 4000K, 5000K	5,200 lm
USALED-PNLA24-32	2' x 4'	32W	3000K, 3500K, 4000K, 5000K	4,160 lm
USALED-PNLA24-40	2' x 4'	40W	3000K, 3500K, 4000K, 5000K	5,200 lm
USALED-PNLA24-50	2' x 4'	50W	3000K, 3500K, 4000K, 5000K	6,500 lm
USALED-PNLA24-60	2' x 4'	60W	3000K, 3500K, 4000K, 5000K	7,800 lm